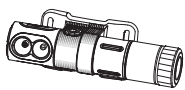



## MOH 25 USER MANUAL

### ACCESSORY/STRUCTURE



MOH 25



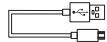
14500 Li-ion battery



Headlamp strap



Silicon O ring



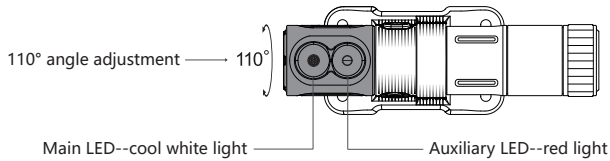
Micro-USB cable



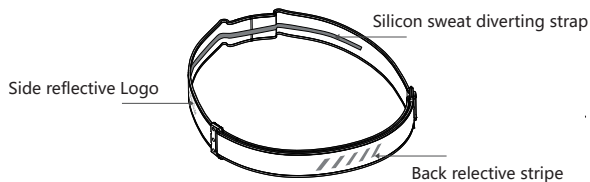
Manual and warranty card

### FEATURES

1. White and red light source illumination, 110° angle adjustment.



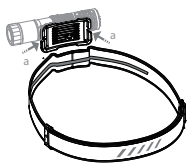
2. Silicon sweat diverting headlamp strap with reflective function.



3. Compatible with 14500,16340 rechargeable batteries, CR123A and AA alkaline/Ni-MH batteries.
4. Convenient MICRO USB charging, plug-and-charge feature.
5. IPX8 waterproof rate.

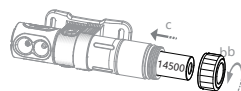
### HOW TO ASSEMBLE

1. Headlamp strap assemble.



a: Make the strap pass through notches of the headlamp base.

2. Battery assemble.



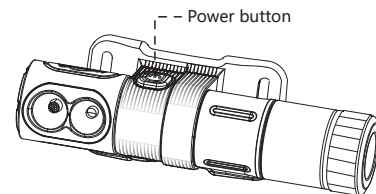
b: Unscrew the tube.  
c: Install battery, align the battery cathode with the lamp head, and tighten the tail tube.

### BATTERY

Type	Specification	Nominal Voltage	Usability
MAS14-800	14500	3.6V/3.7V	Recommend
MAS16-700	16340	3.6V/3.7V	Recommend
Disposable lithium battery	CR123A	3V	Workable
Alkaline batteries	AA	1.5V	Workable
Ni-MH batteries	AA	1.2V	Workable

### BUTTON FUNCTION

1. Long press the power button to turn ON/OFF.



2. Mode switching: with the lamp on, double click the power button to switch between white light mode and red light mode.
3. Battery indicator: with the lamp off, click the power button to display the power momentarily for 3 seconds.
4. Lock function: with the lamp off, double click the power button to lock/unlock ( main light will flash twice when locking successfully).

### BATTERY INDICATOR

With the lamp off, click power button once to momentarily display battery status (light will shut down automatically after 3 seconds).



FLASHES RED  
24%-1%



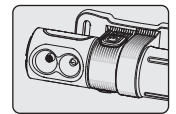
ILLUMINATES RED  
49%-25%



FLASHES GREEN  
74%-50%

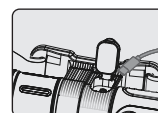


ILLUMINATES GREEN  
100%-75%



△ Note: the battery indicator is only valid when using 14500 or 16340 battery.

### HOW TO CHARGE



Standard charging time: 2h



RED

Charging



GREEN

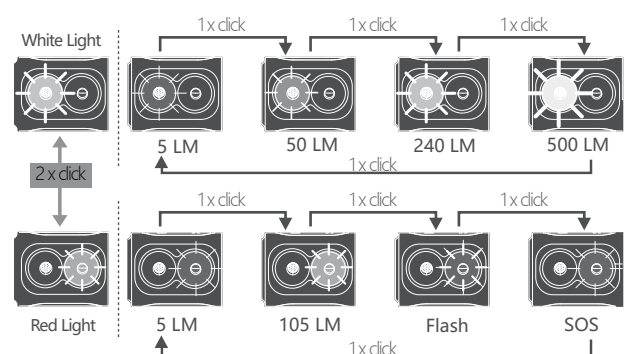
Fully charged

△ Note:

- ① When charging, only the default medium brightness is available until it is fully charged.
- ② Charging is only effective for battery 14500 and 16340, do not charge disposable lithium battery.



### MODE OPERATION

Mode memory: the light remains in the output setting it is switched OFF in.





## LUMENS/RUN TIME

### 1. White Light Mode


MODE	LOW	MID	HIGH	TURBO
 LUMENS	5	50	240	500
 h:min	45:00	05:00	02:30	01:30

### 2. Red Light Mode

MODE	LOW	HIGH	FLASH	SOS
 LUMENS	5	105	5	5
 h:min	23:00	01:00	/	/

△ Note: Battery life is experimented with 14500 battery under laboratory conditions.  
Actual run time can vary according to the environment.

## ⚠ WARNING



Do Not Look Directly Into Light Beam Or Shine Into Eyes Of Another.

## EN WARRANTY

The Magicshine lighting system is warranted for 24 months from the date of purchase.

If you register the lighting system on the Magicshine website you will receive a bonus 6 month warranty.

Battery packs and AC adapters have a 6 month warranty, however, there is no bonus warranty available.

The warranty is limited to defects in material and workmanship on the lighting system itself, the battery pack and the AC adapter.

The warranty is only valid if the affected parts have not been tampered with and there is no intentional damage. Please keep your proof of purchase in a safe place. Proof of purchase must be presented in the event of any claim. Please contact the specialist retailer from whom you purchased the device for complaint or warranty claim.

Alternatively, you can send your complaint or claim directly to Magicshine at

Tel: (+86) 755-295 536 69


Fax: (+86)755-275 897 77

**E-mail: [support@magicshine.com](mailto:support@magicshine.com) (order from Magicshine.com online store)**

**[service@magicshine.com](mailto:service@magicshine.com) (order from other sales channels)**

In the event of a justified warranty claim and delivery of a replacement device, you will only be entitled to a model available when replacing. The manufacturer retains the right to make technical modifications.

## ANSI FL 1 STANDARD



1. LED: CREE XP-G3 (white light)+XQ-E(red light)
2. Size: 96x32x32 mm
3. Weight: 72g (battery included)

