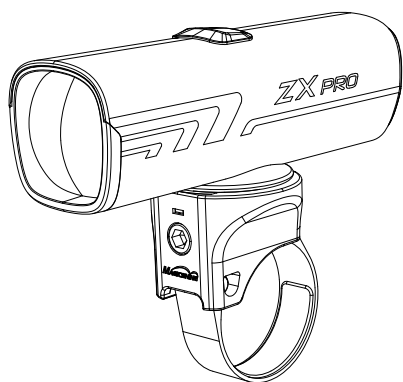
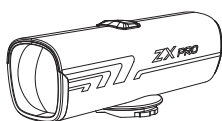


MAGICSHINE®



ZX PRO StVZO USER MANUAL

ACCESSORY/STRUCTURE



ZX PRO StVZO



Handlebar mount



Silicone strap

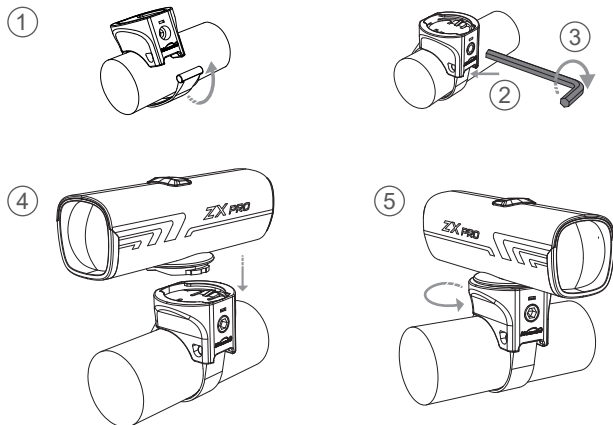


USB-C Cable



Allen key

HOW TO INSTALL



CHARGING/POWER INDICATOR

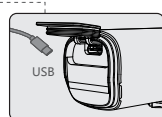
When the light is on, the power indicator shows the power level in different colors.
When the light is off, click the switch to activate battery indicator for 3 second.

CHARGING

Charging: Flash red
Fully charge: Constant green

OUTPUT/RUNTIME

21%-100%: Constant green
0%-20%: Constant red



Standard charging time
approx 2.5 hrs (5V 1A)

OPERATION INSTRUCTIONS

LOCKOUT/UNLOCK

Press and hold the switch to turn the light on/off, the default output is the last mode when turned off.

When the light is on, single press the switch to change brightness level.

The output brightness will cycle through Low→High→Low...



LUMENS/RUN TIME

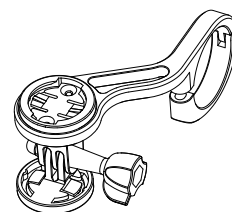
MODE	LOW	MID	HIGH
LUX	25	50	100
LUMENS	130	220	350
h:min	04:30	02:30	01:10

*All performance measurements in accordance with ANSI/NEMA FL1-2009 Standard. The tests are performed indoors under a room temperature of 25 degrees Celsius with 25KM/H wind conditions. The runtime may vary depending on the external temperature and ventilation conditions, and these biases may affect the results of testing.

OPTIONAL PARTS



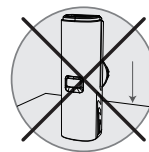
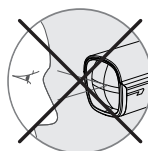
Helmet mount



TTA front mount

*Adaptable accessories (sold separately)

⚠ WARNING



Don't cover the light screen when the power is on

EN WARRANTY

The Magicshine lighting system is warrantied for 24 months from the date of purchase.

If you register the lighting system on the Magicshine website you will receive a bonus 6 month warranty.

Battery packs and AC adapters have a 6 month warranty, however, there is no bonus warranty available.

The warranty is limited to defects in material and workmanship on the lighting system itself, the battery pack and the AC adapter.

The warranty is only valid if the affected parts have not been tampered with and there is no intentional damage. Please keep your proof of purchase in a safe place. Proof of purchase must be presented in the event of any claim. Please contact the specialist retailer from whom you purchased the device for complaint or warranty claim.

Alternatively, you can send your complaint or claim directly to Magicshine at

Tel: (+86) 755-295 536 69

Fax: (+86)755-275 897 77

E-mail: support@magicshine.com (order from Magicshine.com online store)

service@magicshine.com (order from other sales channels)

In the event of a justified warranty claim and delivery of a replacement device, you will only be entitled to a model available when replacing.

The manufacturer retains the right to make technical modifications.

ANSI FL 1 STANDARD

